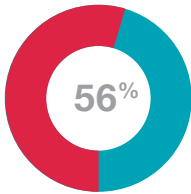


**HIGHLIGHTS**

- In 2016, **Americans spent more than 15 billion dollars** on combined **surgical** and **nonsurgical** procedures for the **first time ever**.




- There was a **1.5 billion dollar increase** in expenditures over the past year alone.
- **Surgical procedures accounted for 56% of the total expenditures in 2016 and nonsurgical procedures accounted for 44%.**



- **Surgical procedures** were up 3.5% in 2016.
- The **surgical** procedures that saw the most significant increases in 2016 include:
  - Fat Transfer to the Breast** (up 41%)
  - Labiaplasty** (up 23%)
  - Buttock Lift** (up 21%)
  - Fat Transfer to the Face** (up 17%)
  - Breast Implant Removal, AKA explantation** (up 13%)



- **Nonsurgical procedures** were up 7% in 2016.
- The **nonsurgical** procedures that saw the most significant increases in 2016 include:
  - Photorejuvenation** (up 36%)
  - Hyaluronic Acid** (up 16%)
  - Laser Tattoo Removal** (up 13%)
  - Nonsurgical Skin Tightening** (up 12%)
  - Botulinum Toxin** (up 8%)



- **Injectables overall** (including Belotero, Botox, Dysport, Juvederm Ultra, Juvederm Ultra Plus, Perlane, Poly-L-Lactic acid, Radiesse, Restylane, Voluma, Xeomin, etc.) **saw a 10% increase in 2016.**



- **Fat Transfer to the Breast** (using a patient's own fat) increased in popularity by **41%** in 2016, with more than **25,000** procedures performed.



- **Photorejuvenation** joined the list of Top 5 nonsurgical procedures, with more than **650,000** procedures performed, a 36% increase from 2015.
- **Labiaplasty** continues to be a trend-setting contender in the surgical arena, with **23% more procedures** performed in 2016 than 2015, and with more than **35%** of all plastic surgeons now offering this procedure in their practices.

- **Chemical Peels** became one of the most popular procedures for men this year, joining Botox, Hylauronic Acid, Hair Removal and Photorejuvenation as their nonsurgical procedures of choice.

- **Buttock Lifts** saw a **21%** increase in 2016, demonstrating that **subtlety continues to be a growing trend.**

Source: American Society for Aesthetic Plastic Surgery

**TOP 5**



**The top five cosmetic surgical procedures in 2016 were:**

- **Liposuction** (414,335 procedures)
- **Breast Augmentation** (310,444 procedures)
- **Tummy Tuck** (181,540 procedures)
- **Eyelid Surgery** (173,883 procedures)
- **Breast Lift** (161,412 procedures)



**The top five nonsurgical procedures in 2016 were:**

- **Botulinum Toxin** (4,597,886 procedures)
- **Hyaluronic Acid** (2,494,814 procedures)
- **Laser Hair Removal** (1,035,783 procedures)
- **Photorejuvenation** (657,172 procedures)
- **Chemical Peel** (616,225 procedures)

**GENDER**



**The top five surgical procedures for women in 2016 were:**

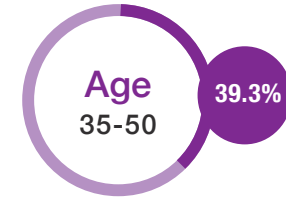
- **Liposuction** (369,323 procedures)
- **Breast Augmentation** (310,444 procedures)
- **Tummy Tuck** (173,536 procedures)
- **Breast Lift** (161,412 procedures)
- **Eyelid Surgery** (145,858 procedures)



**The top five surgical procedures for men in 2016 were:**

- **Liposuction** (45,012 procedures)
- **Breast Reduction** (31,368 procedures)
- **Eyelid Surgery** (28,025 procedures)
- **Nose Surgery** (26,205 procedures)
- **Facelift** (13,702 procedures)

**AGE**



**People age 35-50 had the most procedures performed (over 5.3 million accounting for 39.3% of the total).**

- **18 and under** = 1.5%
- **19-34** = 17.6%
- **35-50** = 39.3%
- **51-64** = 30%
- **65 and over** = 11.5%



**The most common surgical procedures per age group were:**

- **18 and under** = Ear Surgery
- **19-34** = Breast Augmentation
- **35-50** = Liposuction
- **51-64** = Liposuction
- **65 and over** = Eyelid Surgery

Source: American Society for Aesthetic Plastic Surgery